

## PPF 7800 Index

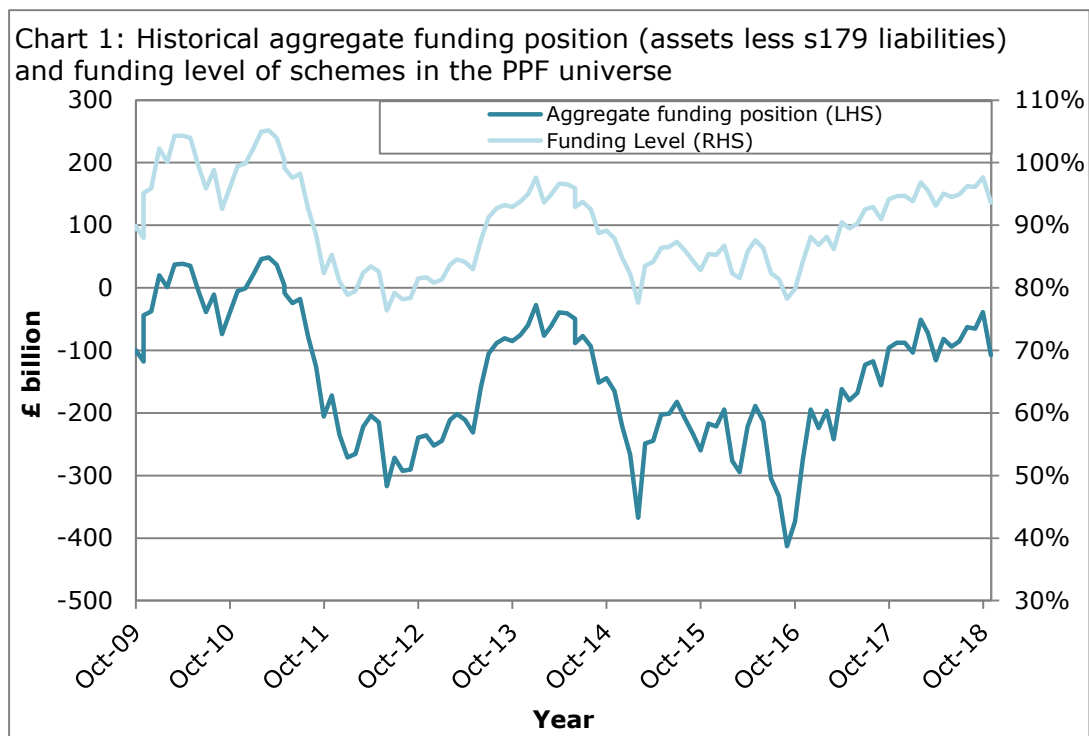
31 October 2018

This update provides the latest estimated funding position, on a section 179 (s179) basis, for the defined benefit pension schemes potentially eligible for entry to the Pension Protection Fund (PPF). A scheme's s179 liabilities represent, broadly speaking, the premium that would have to be paid to an insurance company to take on the payment of PPF levels of compensation. This compensation may be lower than full scheme benefits.

### Highlights

- The aggregate deficit of the 5,588 schemes in the PPF 7800 Index is estimated to have increased over the month to £107.7 billion at the end of October 2018, from a deficit of £38.7 billion at the end of September 2018.
- The funding level decreased from 97.7 per cent at end of September 2018 to 93.6 per cent.
- Total assets were £1,588.2 billion and total liabilities were £1,695.9 billion.
- There were 3,755 schemes in deficit and 1,833 schemes in surplus.

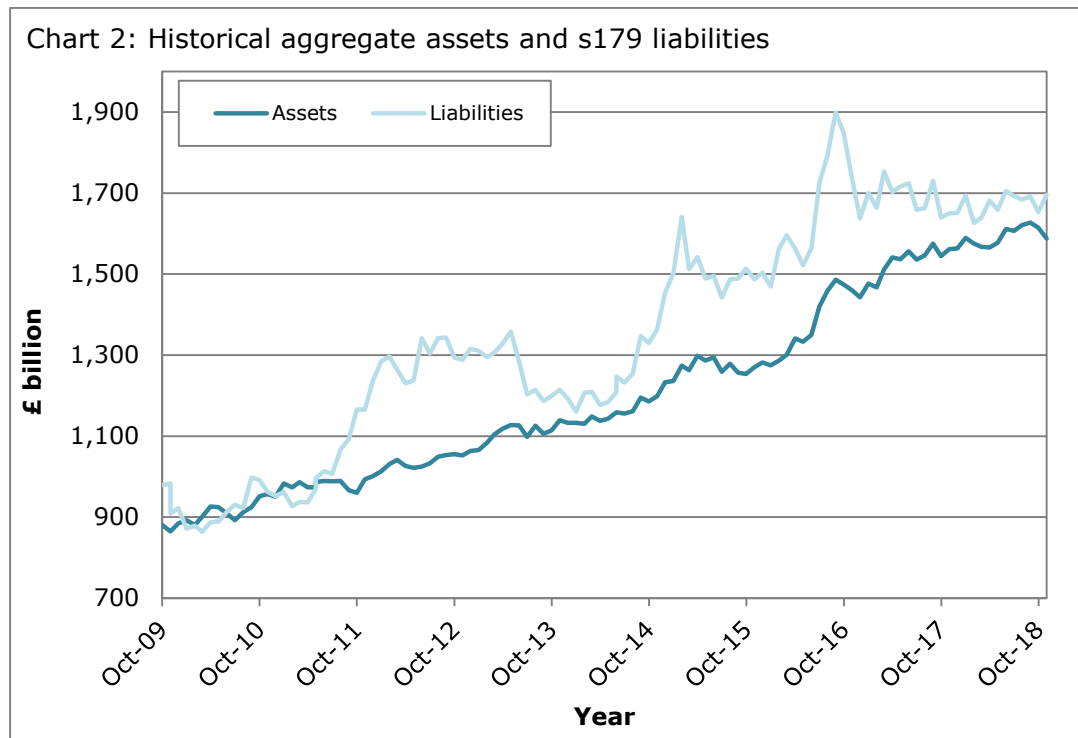
For a more in-depth look at the monthly changes to our data please go to: [http://www.pensionprotectionfund.org.uk/DocumentLibrary/Documents/PPF\\_7800\\_underlying\\_data.pdf](http://www.pensionprotectionfund.org.uk/DocumentLibrary/Documents/PPF_7800_underlying_data.pdf)



## The schemes in the universe

The aggregate deficit (total s179 liabilities less total assets) of the schemes in the PPF 7800 Index is estimated to have increased to £107.7 billion at the end of October 2018, from £38.7 billion at the end of September 2018.

The position has worsened from a year ago, when a deficit of £87.7 billion was recorded at the end of October 2017. The funding level (assets as a percentage of s179 liabilities) of schemes decreased over this month from 97.7 per cent to 93.6 per cent at the end of October 2018. The funding level is lower than the 94.7 per cent recorded in October 2017.



Within the index, total scheme assets amounted to £1,588.2 billion at the end of October 2018. Total scheme assets decreased by 1.6 per cent over the month and increased by 1.7 per cent over the year. Total scheme liabilities were £1,695.9 billion at the end of October 2018, an increase of 2.6 per cent over the month and an increase of 2.8 per cent over the year.

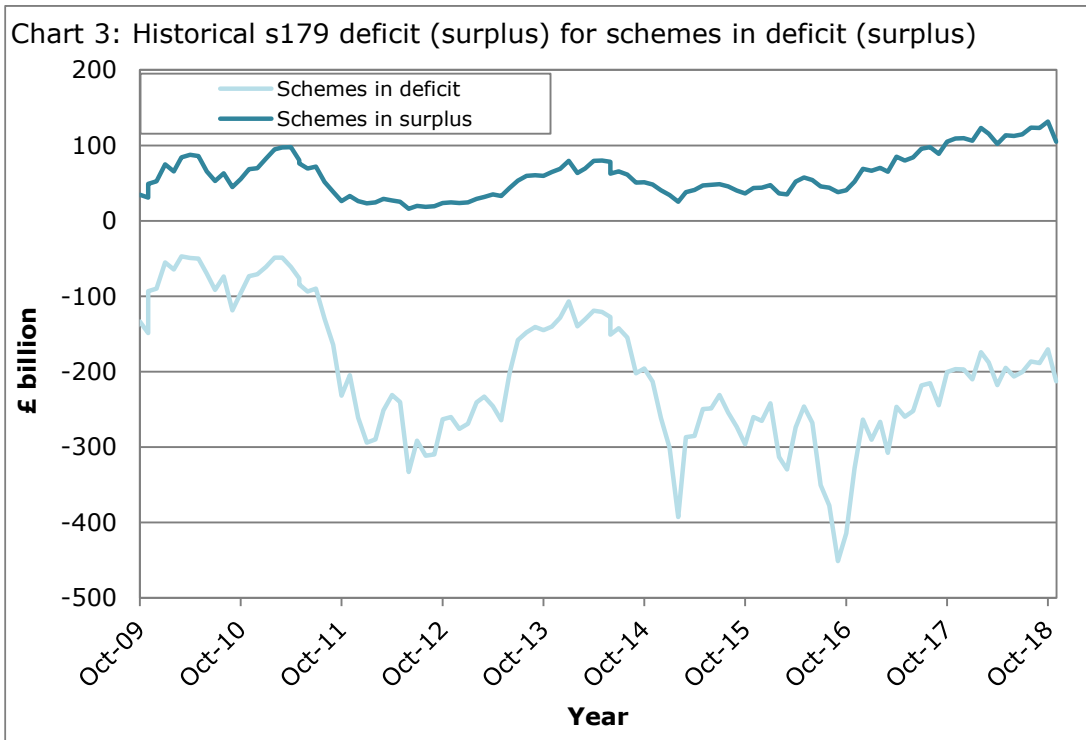
## Funding comparisons

	October 2017	September 2018	October 2018
<b>Aggregate funding position</b>	-£87.7bn	-£38.7bn	-£107.7bn
<b>Funding level</b>	94.7%	97.7%	93.6%
<b>Aggregate assets</b>	£1,562.2bn	£1,614.6bn	£1,588.2bn
<b>Aggregate liabilities</b>	£1,649.9bn	£1,653.3bn	£1,695.9bn
<b>Dataset / Assumptions</b>	Purple 17 / A8	Purple 17 / A8	Purple 17 / A8

### Schemes in deficit and surplus

The aggregate deficit of all schemes in deficit at the end of October 2018 is estimated to have increased to £212.8 billion from £170.3 billion at the end of September 2018. At the end of October 2017, the equivalent figure was £196.7 billion.

At the end of October 2018, the total surplus of schemes in surplus decreased to £105.1 billion from £131.6 billion at the end of September 2018. At the end of October 2017, the total surplus of all schemes in surplus stood at £109.0 billion.

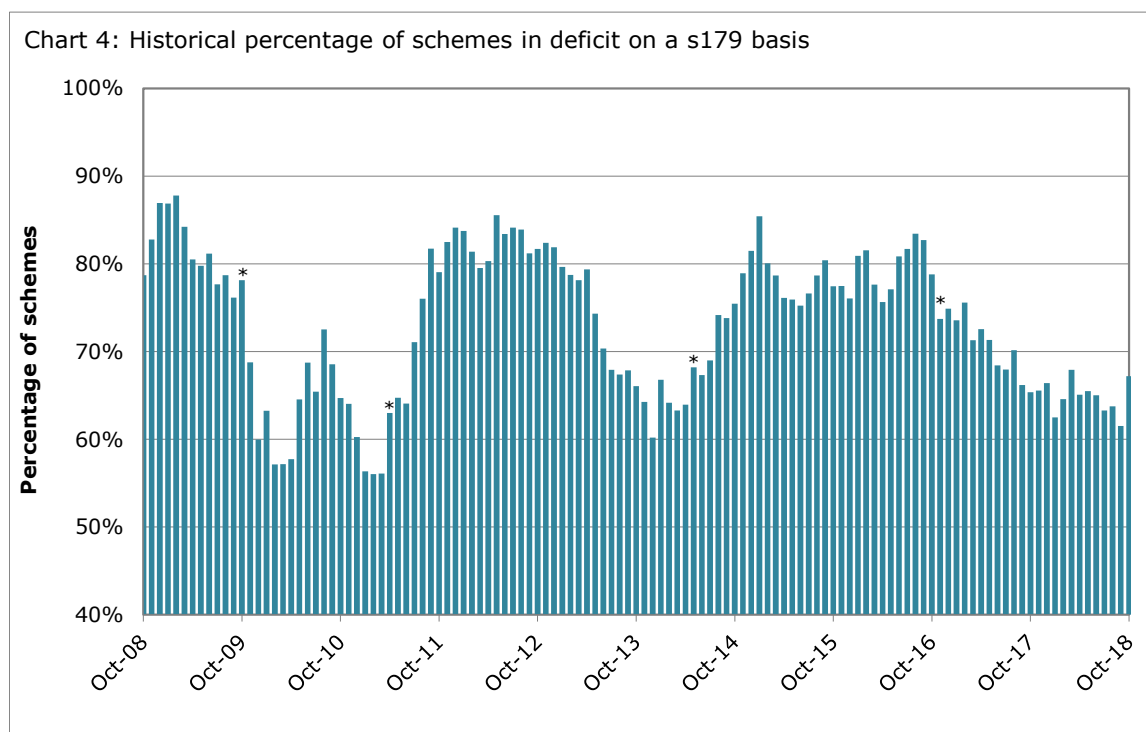


The number of schemes in deficit at the end of October 2018 increased to 3,755, representing 67.2 per cent of the total 5,588 defined benefit schemes. There were 3,437 schemes in deficit at the end of September 2018 (61.5 per cent) and 3,652 schemes in deficit at the end of October 2017 (65.4 per cent).

The number of schemes in surplus decreased to 1,833 at the end of October 2018 (32.8 per cent of schemes) from 2,151 at the end of September 2018 (38.5 per cent). There were 1,936 schemes in surplus at the end of October 2017 (34.6 per cent).

## Schemes in deficit (surplus)

	October 2017	September 2018	October 2018
<b>Number of schemes in deficit</b>	3,652	3,437	3,755
<b>Deficit for schemes in deficit</b>	£196.7bn	£170.3bn	£212.8bn
<b>Number of schemes in surplus</b>	1,936	2,151	1,833
<b>Surplus for schemes in surplus</b>	£109.0bn	£131.6bn	£105.1bn
<b>Number of schemes in Universe</b>	5,588	5,588	5,588
<b>Dataset / Assumptions</b>	Purple 17 / A8	Purple 17 / A8	Purple 17 / A8



*\*Note: The stars indicate months in which we made changes to the actuarial assumptions used to value schemes on a s179 measure. The most recent change was made in December 2016 and implemented in the end of November 2016 PPF 7800 Index. This served to reduce the number of schemes in deficit by 157 (2.7 per cent).*

## Understanding the impact of market movements

Equity markets and gilt yields are the main drivers of funding levels. S179 liabilities are sensitive to the yields available on a range of conventional and index-linked gilts. Liabilities are also time-sensitive in that, even if gilt yields were unchanged, scheme liabilities would increase as the point of payment approaches.<sup>1</sup>

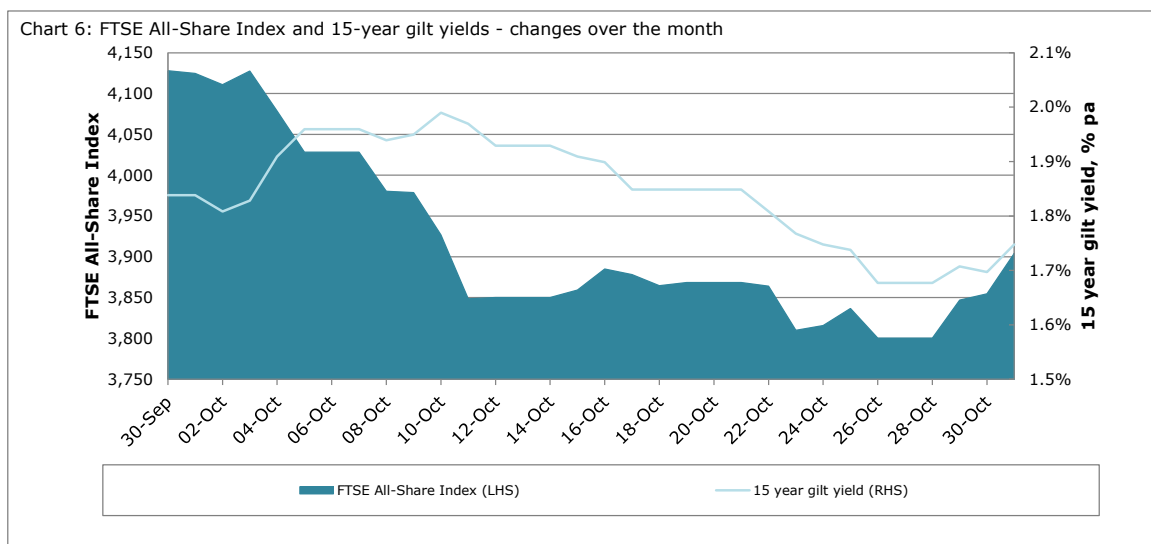
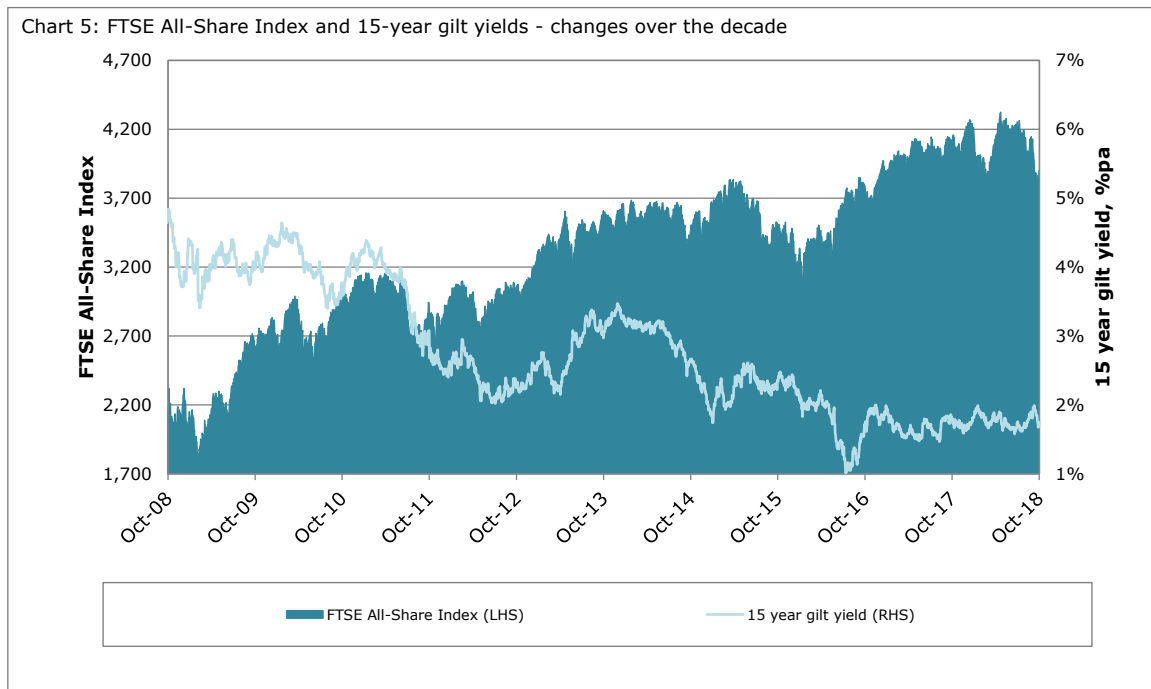
The value of scheme assets is affected by the change in prices of all asset classes, but owing to the volume invested and the volatility, equities and bonds are the

<sup>1</sup> This effect amounts to around 0.1-0.2 per cent a month in the current environment.

biggest drivers behind changes; bonds have a higher weight in asset allocation, but equities tend to be more volatile.

Over the month of October 2018, liabilities increased by 2.6 per cent. Conventional 10 and 15 year gilt yields fell by 13 basis points and 9 basis points, respectively, while 20 year gilt yields fell by 7 basis points, and index-linked 5-15 gilt yields fell by 19 basis points. Assets decreased by 1.6 per cent in October 2018 reflecting the impact of lower equity prices.

Over the year to October 2018, conventional 10, 15 and 20 year gilt yields were up by 5, down by 4, and down by 7 basis points, respectively, while index-linked 5-15 year gilt yields were down by 3 basis points, the FTSE All-Share Index was down by 5.2 per cent and the FTSE All-World Index was down by 2.5 per cent.



## Notes

### 1. The PPF universe

The PPF covers certain occupational defined benefit pension schemes and defined benefit elements of hybrid schemes. For more information about eligible schemes see 'eligible schemes' on the PPF's website at:

<http://www.pensionprotectionfund.org.uk/About-Us/eligibility/Pages/Eligibility.aspx>

### 2. PPF compensation

For individuals who have reached their scheme's normal pension age or are already in receipt of a survivor's pension or pension on the grounds of ill health, the PPF will generally pay compensation at the 100 per cent level, i.e. these members will not see any reduction in retirement income when their scheme sponsor goes insolvent. For the majority of people below their scheme's normal pension age the PPF will generally pay compensation at the 90 per cent level. This is subject to a cap which is currently equal to £35,105.56 per annum at age 65, after the 90 per cent has been applied. Increases in future payments for members may not be as much as they would have been under their pension schemes. For more information about PPF compensation see the PPF's website at:

<http://www.pensionprotectionfund.org.uk/Pages/Compensation.aspx>

### 3. s179: one of many different funding measures

s179 is one particular measure of funding. The change in the deficit of schemes in deficit on a s179 basis is an illustration of the impact of changes in financial markets on the PPF's total exposure. Schemes in surplus on a s179 basis at the time of insolvency usually do not enter the PPF. For more information please see our official s179 guidance at:

<http://www.pensionprotectionfund.org.uk/DocumentLibrary/Documents/S179%20Assumptions%20Guidance.pdf>

In addition to s179, there are many different measures of a scheme's funding position. Among the other common measures are full buy-out (what would have to be paid to an insurance company for it to take on the payment of full scheme benefits), IAS19 or FRS17 (the measures used in UK company accounts), and Technical Provisions (that are used in the UK's scheme funding regime). The different measures can give very different levels of scheme funding at any point in time and move very differently over time.

### 4. Methodology

The figures shown throughout this document are based on adjusting the scheme valuation data supplied to The Pensions Regulator as part of the schemes' annual scheme returns. This data is transformed on a s179 valuation basis at various dates using changes in market indices for principal asset classes. Conventional and index-linked gilt yields are used to value liabilities. The approximation does not allow for benefit accrual or outgo, contributions paid or actual scheme experience.

### 5. Estimating the impact of changes in market conditions on the PPF 7800 Index

We have developed a number of 'rules of thumb' to estimate the impact of changes in asset prices on scheme assets and s179 liabilities. A 7.5 per cent rise in equity markets boosts assets by 2.4 per cent while a 0.3 per cent rise in gilt yields reduces scheme assets by 1.9 per cent. Meanwhile, a 0.3 per cent rise in gilt yields reduces scheme liabilities by 6.0 per cent. The rules of thumb strictly speaking only apply to

small changes from the 31 March 2017 level. For more information see Chapter 5 of the Purple Book 2017 at:

[http://www.pensionprotectionfund.org.uk/About-Us/TheBoard/Documents/WEB\\_170407\\_PPF\\_Purple\\_Book\\_2017.pdf](http://www.pensionprotectionfund.org.uk/About-Us/TheBoard/Documents/WEB_170407_PPF_Purple_Book_2017.pdf)

## **6. Moving to the Purple Book 2017 dataset**

In November 2017 we moved to a dataset consistent with the Purple Book 2017 covering 5,588 schemes. The Purple Book 2017 dataset is estimated to include over 98 per cent of liabilities of PPF eligible schemes. The new dataset is based on a more up-to-date universe of schemes, excluding for example schemes that have entered PPF assessment, and it also uses more up-to-date funding information from the schemes in our universe. This is a standard procedure performed annually after the publication of the Purple Book. The impact of the change was to improve the funding level at 31 October 2017 by 3.5 percentage points and the aggregate funding position by £62.1 billion. The aggregate funding position as at 31 October 2017 was -£87.7 billion (94.7 per cent funded) compared with -£149.8 billion (91.2 per cent funded) using the old dataset. Moving to the new Purple Book dataset reduced the aggregate deficit by £64.7 billion as at 31 March 2017.

The PPF 7800 is produced in accordance with the UK Statistics Authority Code for official statistics which came into force in February 2009.

### **Press enquiries**

**PPF Press Office** +44 (0)20 7566 9775